

SUN TOP

TRADE CO., LIMITED

Global Trade. Unwavering Trust.

Interior

Wooden Doors

| **SOLID-CORE & COMPOSITE INTERIOR DOOR RANGE**

Catalogue · 88 pages

Reference codes: MSD-xxx series

Origin: China · Vetted factory partner

MOQ: Container load · Delivery to door



MSD-056



MSD-057



NEW PRODUCTS



MSD-058



MSD-059



MSD-060



MSD-061



NEW PRODUCTS



MSD-062



MSD-063



MSD-064



MSD-065



MSD-066



MSD-067



MSD-068



MSD-069



MSD-070



MSD-071



MSD-072



MSD-073




MSD-074



MSD-075



MSD-076



MSD-077



MSD-078




MSD-079



MSD-080



MSD-081



MSD-082



MSD-083



MSD-084




MSD-085




MSD-086



MSD-087



MSD-088



MSD-089



MSD-090



MSD-091



MSD-092



MSD-093



MSD-094



MSD-095



MSD-096



MSD-097



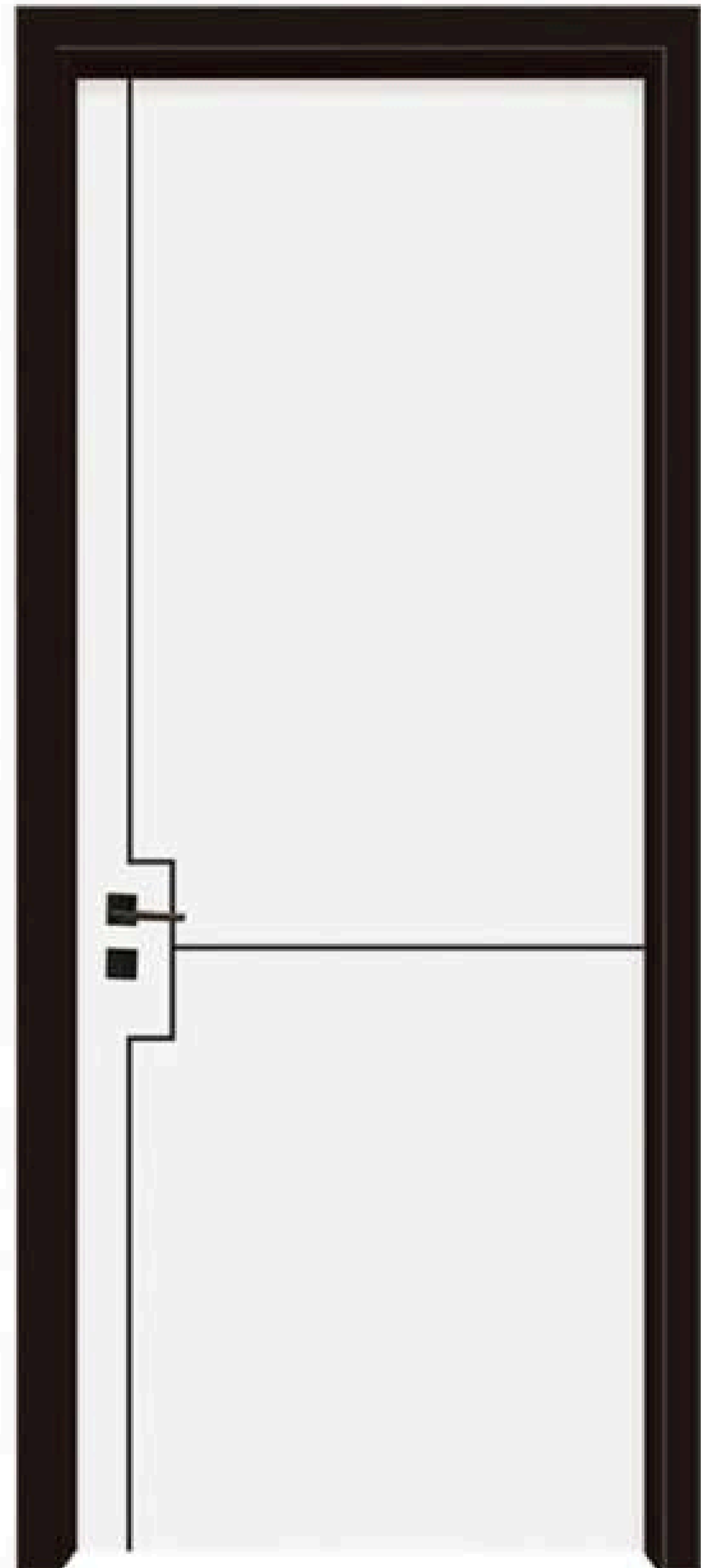
MSD-098



MSD-099



MSD-100



MSD-101



MSD-102



MSD-103



MSD-104



MSD-105

ر.ب.م
WO



MSD-106




MSD-107



MSD-108

plnta
wooden door







MSD-111



MSD-112



MSD-113



MSD-114



MSD-115



MSD-116



MSD-117



MSD-118



MSD-119



MSD-120



MSD-121



MSD-122



MSD-123




MSD-124



MSD-125



MSD-126



MSD-127



MSD-128



MSD-129



MSD-130



MSD-131



MSD-132

MSD-133


多达3种样式 26种款式与28种颜色可选

款式多 · 颜色丰富



Sliding Barn Door

谷仓门系列





MSD-134



MSD-135



MSD-136



MSD-137



MSD-138



MSD-139



MSD-140



MSD-141



MSD-142



MSD-143



MSD-144



MSD-145



MSD-146



MSD-147



MSD-148



MSD-149



MSD-150



MSD-151



MSD-152



MSD-153



MSD-154








MSD-159



MSD-160

Pocket Sliding Door
口袋门系列



MSD-161



MSD-162



MSD-163



MSD-164



MSD-165



MSD-166



MSD-167



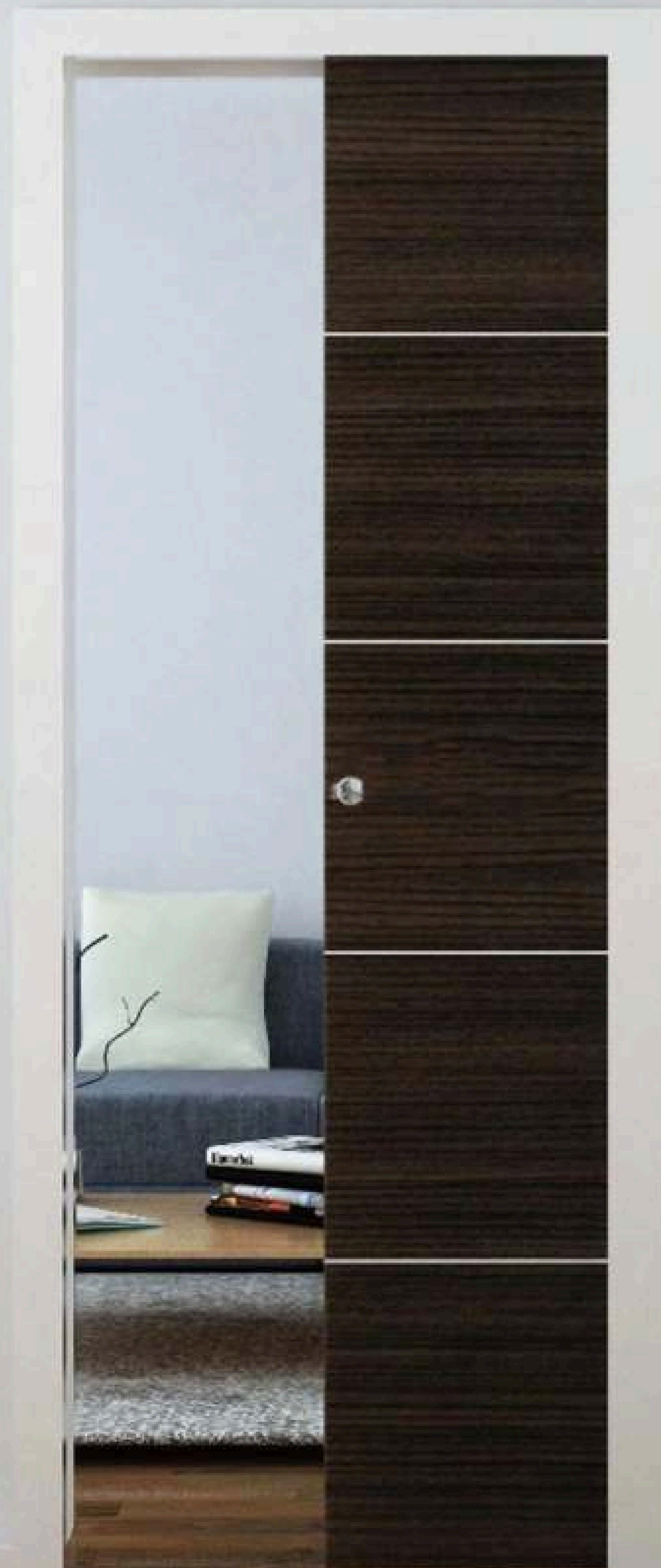

MSD-168



MSD-169



MSD-170



MSD-171



MSD-172



MSD-173




MSD-174



MSD-175




MSD-176



MSD-177



MSD-178



MSD-179



MSD-180



MSD-181






MSD-182

Rail Concealed Door 幽灵推拉门系列





MSD-183



MSD-184



MSD-185



MSD-186



MSD-187



MSD-188



MSD-189



MSD-190




MSD-191



MSD-192

Glass Door
玻璃门系列



MSD-193



MSD-194



MSD-195



MSD-196



MSD-197



MSD-198



MSD-199



MSD-200



MSD-201



MSD-202



MSD-203



MSD-204



MSD-205



MSD-206



MSD-207



MSD-208



MSD-209



MSD-210



MSD-211



MSD-212



MSD-213



MSD-214




MSD-215



MSD-216

Folding Door 折叠门系列





MSD-217




MSD-218



MSD-219



MSD-220



MSD-221



MSD-222



MSD-223



MSD-224



MSD-225



MSD-226



MSD-227



MSD-228


Hidden Door 隐形门系列



MSD-229




MSD-230



MSD-231



MSD-232



MSD-233



MSD-234



MSD-235

开门方向

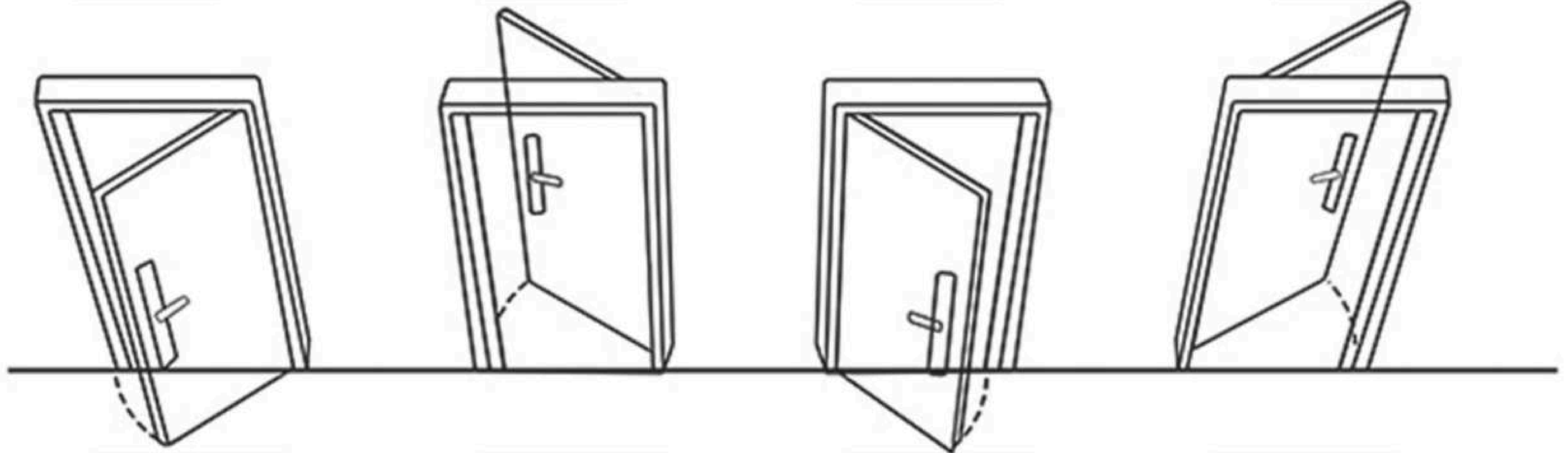
Direction of opening the door

右外开

右内开

左外开

左内开




Right hand
Outswing

Right hand
Inswing

Left hand
Outswing

Left hand
Inswing



以人站在 室外为准
People stand outside

测量尺寸 Measurement

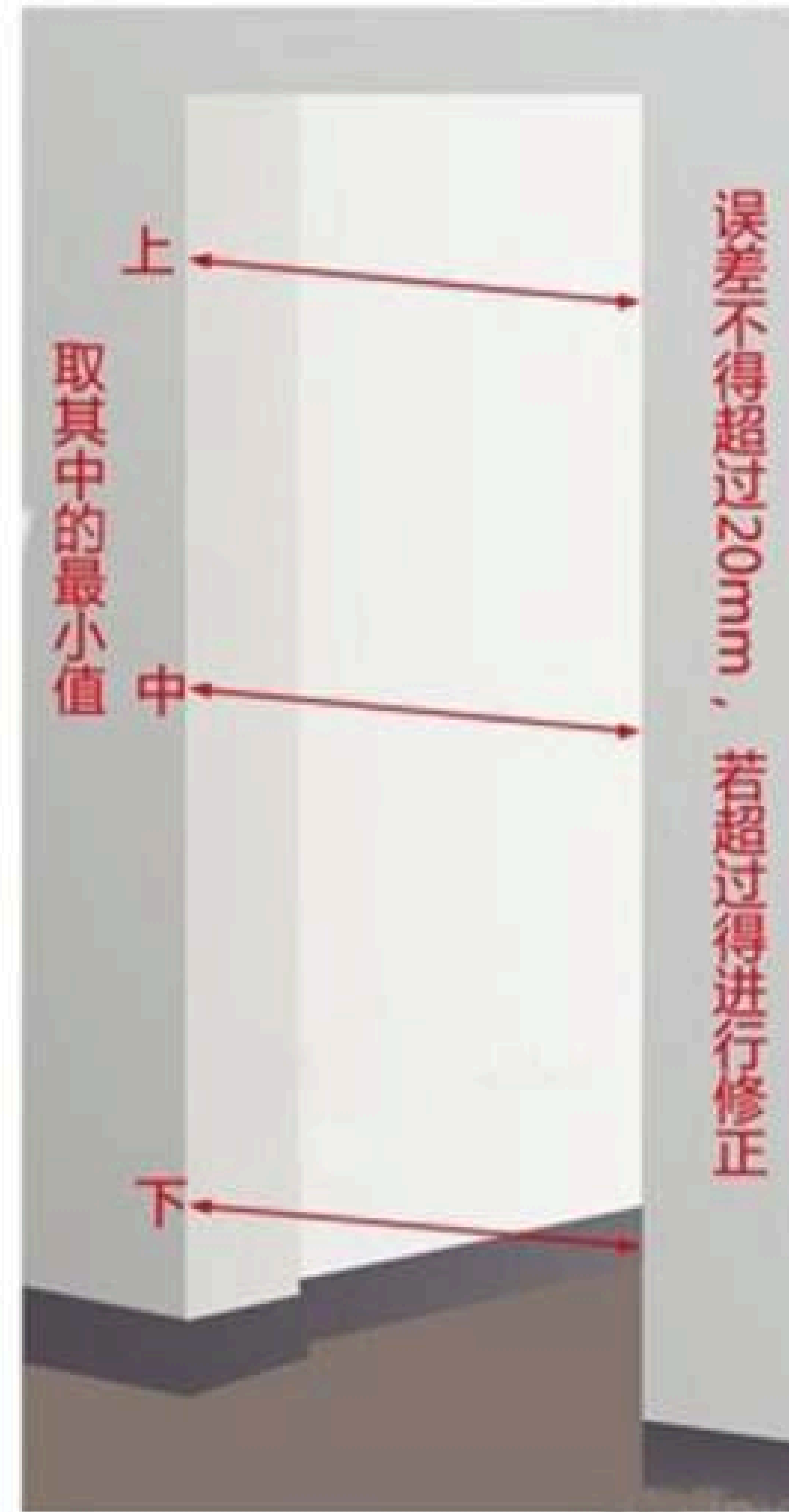
高度/Height



选择左/中/右三个点进行测量，选择最小的尺寸为准。

Select the left/middle/right points for measurement, choose the smallest one.

宽度/Width



选择上/中/下三个点进行测量，选择最小的尺寸为准。

Select the upper/middle/lower points for measurement, choose the smallest one.

墙厚/Wall thickness

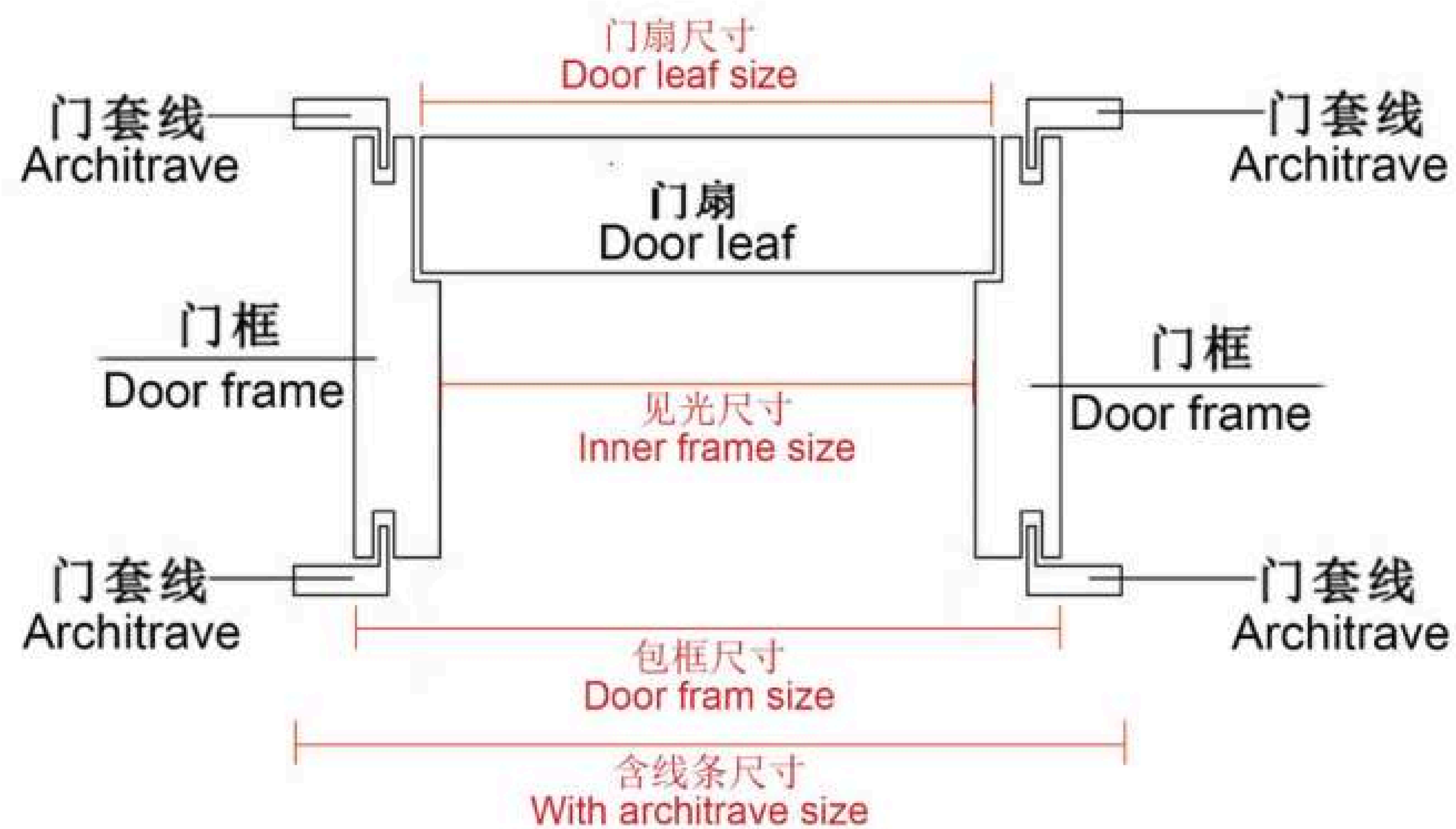


选择上/中/下三个点进行测量，选择最大的尺寸为准。

Select the upper/middle/lower points for measurement, choose the biggest one.

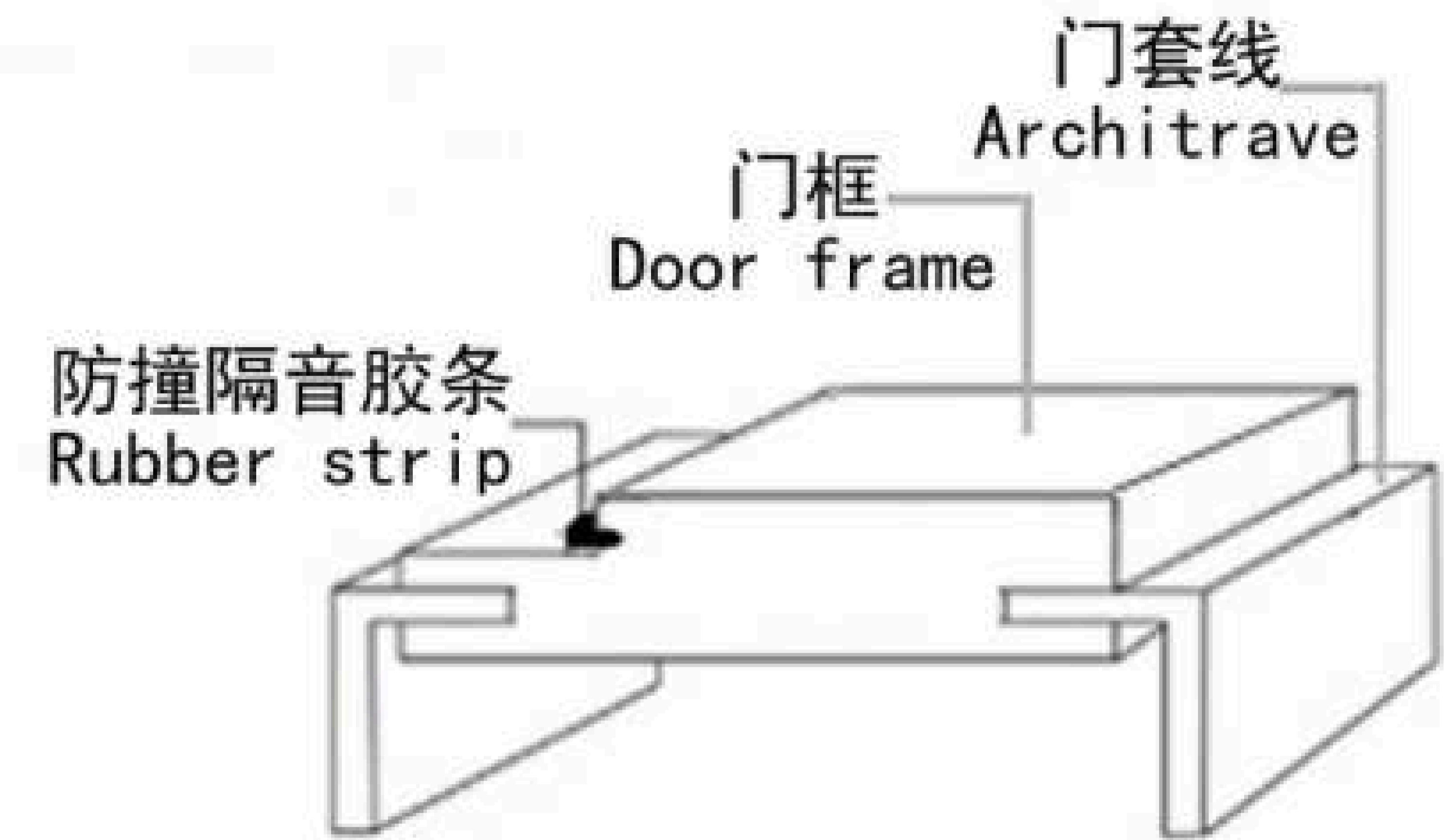
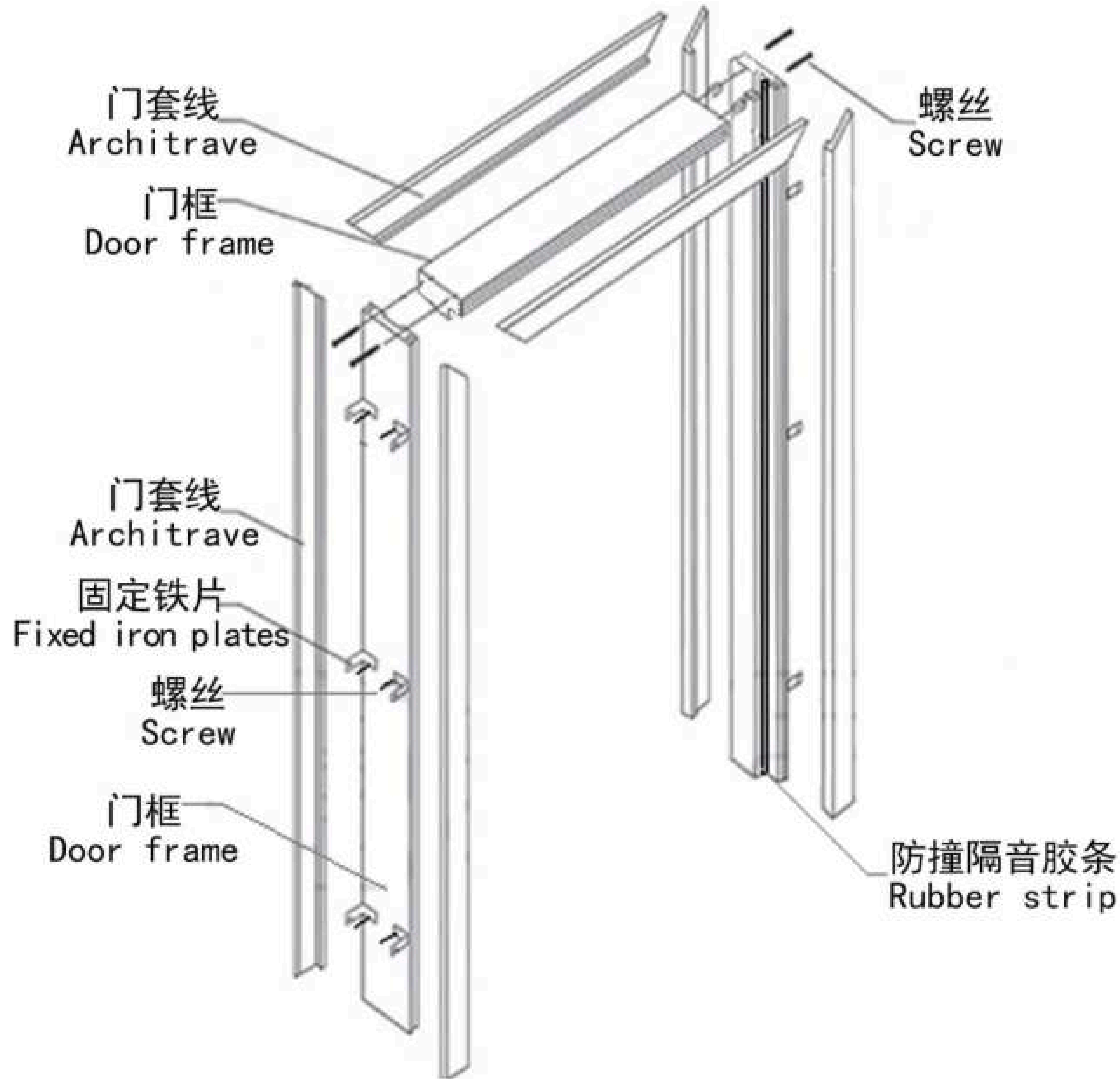
尺寸类型

Dimension Type



安装方法

Door installation



1. 检查门套尺寸是否与门扇相对应，有无需要裁切；
Check whether the size of the door frame match with the door leaf, or it' s need to cut;
2. 使用螺丝钉子组装门框，门套线暂不装；
Use screw assemble the frame, the archiraves are not to installed;
3. 使用固定铁片将门套固定置门洞；
Fasten the door frame to the hole with fixed iron plate;
4. 安装合页固定门扇到门框上；
Install hinges to secure the door leaf to the door frame;
5. 安装门锁以及门吸；
Install the lock and stopper;
6. 安装门套线到门框上；
Install architraves to the door frame;